

This Week in Sunday School 5.2.21 - Philip and the Ethiopian

Happy Sunday, Friends,

May is here! I can't believe it! Everything about this Spring feels so much more hopeful than last year and I'm so happy to spend another Sunday with you.

This week we are in the very early days of the church after Jesus rose to heaven. His disciples were now out spreading the Good News about Jesus. Our story focuses on a disciple named Philip who helps explain the wonderful story of Jesus to an official who has traveled all the way from Ethiopia to try to understand the works of the Prophet Elijah. The Ethiopian is so moved by Jesus that he asks to be baptized right then and there! Read on to learn more...

Attached is a coloring page and a Chariot Craft. Enjoy!

Finally Friends, I found this prayer and thought it was a perfect way to end this week's lesson. Kids and grownups both need help understanding things sometimes. We need each other's help to understand God's Word.

Dear God,
Sometimes we need help understanding all kinds of things, including your Word! Thank you for sending people to teach us about your love. Then we can help others understand and love you, too! Amen!

I hope all of you know how much you are loved and missed! We can't wait to be all together at church again soon.


Take Care,
Gabrielle Heimerling
Director, Youth and Family Services
FPC Haddonfield

PHILIP AND THE ETHIOPIAN



God sent Philip to a wilderness road to meet the Ethiopian man and tell him about Jesus. Sometimes God sends us to new places.


Craft - Chariot




What you need:

Template pages (on card
for best results),
2 Cardboard tubes,
String,
Colouring pencils,
Scissors,
Glue.

What to do



Colour the template pages



Cut out parts.

Glue chariot together.



Glue one person on each
cardboard tube.

Attach string to the front
of the chariot.

